

O. P. DAD & CO.
CHARTERED ACCOUNTANTS
FIRST FLOOR, BALAJI COMPLEX
PUR ROAD,
BHILWARA – 311001

Independent Auditor's Report

To,
The Shareholders of
SANGAM LIFESTYLE VENTURES LIMITED
Bhilwara

Report on the Financial Statements

We have audited the accompanying financial statements of **SANGAM LIFESTYLE VENTURES LIMITED** ("the Company"), which comprise the Balance Sheet as at March 31, 2018, the Statement of Profit and Loss (including other comprehensive income), Statement of Cash Flow and the Statement of Changes in Equity for the year then ended and a summary of significant accounting policies and other explanatory information, (hereinafter referred to as "Ind AS Financial Statements").

Management's Responsibility for the Financial Statements

The Company's Board of directors is responsible for the matters in section 134(5) of the Companies Act, 2013 ("the Act") with respect to the preparation of these financial statements that give a true and fair view of the financial position, financial performance including other comprehensive income, cash flows and changes in equity of the Company in accordance with accounting principles generally accepted in India including the Indian Accounting Standards (Ind AS) referred to in section 133 of the Act.

This responsibility also includes maintenance of adequate accounting records in accordance with the provisions of the Act for safeguarding the assets of the Company and for preventing and detecting frauds and other irregularities; selection and application of appropriate accounting policies; making judgments and estimates that are reasonable and prudent; and design, implementation and maintenance of adequate internal financial controls, that were operating effectively for ensuring the accuracy and completeness of the accounting records, relevant to the preparation and presentation of the Ind AS financial statements that give a true and fair view and are free from material misstatement, whether due to fraud or error.

Auditor's Responsibility

Our responsibility is to express an opinion on these Ind AS financial statements based on our audit. We have taken into account the provisions of the Act, the accounting and auditing standards and matters which are required to be included in the audit report under the provisions of the Act and the Rules made there under.

We conducted our audit of the Ind AS financial statements in accordance with the Standards on Auditing specified under Section 143(10) of the Act. Those Standards require that we comply with ethical requirements and plan and perform the audit to obtain reasonable assurance about whether the Ind AS financial statements are free from material misstatement.

An audit involves performing procedures to obtain audit evidence about the amounts and disclosures in the Ind AS financial statements. The procedures selected depend on the auditor's judgment, including the assessment of the risks of material misstatement of the Ind AS financial statements, whether due to



fraud or error. In making those risk assessments, the auditor considers internal control relevant to the Company's preparation of the Ind AS financial statements that give a true and fair view in order to design audit procedures that are appropriate in the circumstances. An audit also includes evaluating the appropriateness of accounting policies used and the reasonableness of the accounting estimates made by Company's Directors, as well as evaluating the overall presentation of the Ind AS financial statements.

We believe that the audit evidence we have obtained is sufficient and appropriate to provide a basis for our audit opinion on the Ind AS financial statements

Opinion

In our opinion and to the best of our information and according to the explanations given to us, the aforesaid Ind AS financial statements give the information required by the Act in the manner so required and give a true and fair view in conformity with the accounting principles generally accepted in India including the Ind AS, of the state of affairs of the Company as at 31st March, 2018, and its losses (including other comprehensive income), its cash flows and the changes in equity for the year ended on that date.

Other Matter

The comparative financial information of the Company for the period ended 31st March, 2017 included in these standalone Ind AS financial statements, are based on the statutory financial statements prepared in accordance with the Companies (Accounting Standards) Rules, 2006 audited by us whose report for the period ended 31st March, 2017 dated 24th May, 2017 expressed an unmodified opinion on those standalone financial statements, as adjusted for the differences in the accounting principles adopted by the Company on transition to the Ind AS, which have been audited by us.

Our opinion is not modified in respect of these matters.

Report on Other Legal and Regulatory Requirements

- (1) As required by the Companies (Auditor's Report) Order, 2016 ("the Order") issued by the Central Government of India in terms of sub-section (11) of section 143 of the Act, we give in the Annexure A a statement on the matters specified in the paragraph 3 and 4 of the Order, to the extent applicable.
- (2) As required by section 143(3) of the Act, we report that:
 - (a) We have sought and obtained all the information and explanations which to the best of our knowledge and belief were necessary for the purposes of our audit.
 - (b) in our opinion proper books of account as required by law have been kept by the Company so far as it appears from our examination of those books;
 - (c) the balance sheet, the statement of profit and loss(including other comprehensive income), the cash flow statement and Statement of Changes in Equity dealt with by this Report are in agreement with the books of account;
 - (d) in our opinion, the aforesaid Ind AS financial statements comply with the Indian Accounting Standards specified under Section 133 of the Act;



- (e) on the basis of the written representations received from the directors as on 31 March 2018 taken on record by the Board of Directors, none of the directors is disqualified as on 31 March 2018 from being appointed as a director in terms of Section 164 (2) of the Act; and
- (f) with respect to the adequacy of the internal financial controls over financial reporting of the Company and the operating effectiveness of such controls, refer to our separate report in "Annexure B"; and
- (g) with respect to the other matters to be included in the Auditor's Report in accordance with Rule 11 of the Companies (Audit and Auditors) Rules, 2014, in our opinion and to the best of our information and according to the explanations given to us:
- (i) The company has disclosed the impact, if any, of pending litigations on its Ind AS financial position in its Ind AS financial statements
- (ii) as per the information provided to us by the management , the company has not entered in to long term contract including derivative contracts for which provisioning is required;
- (iii) As the Company has not declared any dividend in the past years & there is no unpaid dividend, so there is no requirement of transfer of amount in Investor Education & Protection fund (IEPF).

For: O. P. Dad & CO.
Chartered Accountants
(Firm Registration No. 002330C)



(Abhishek Dad)
Partner
Membership No. 409237



Place: Bhilwara
Date: 28th May, 2018

ANNEXURE A TO THE INDEPENDENT AUDITORS' REPORT

**(Referred to in paragraph 1 under the heading of "Report on Other Legal and Regulatory Requirements"
of our report of even date)**

On the basis of such checks as we considered appropriate and according to the information & explanation given to us during the course of our audit, we report that:

- i.
 - (a) The company has generally maintained proper records showing full particulars including quantitative details and situation of its fixed assets on the basis of available information.
 - (b) As explained to us, all the fixed assets have been physically verified by the management in a phased periodical manner, which in our opinion is reasonable, having regard to the size of the Company and nature of its assets. No material discrepancies were noticed on such physical verification.
 - (c) According to the information and explanations given to us and on the basis of our examination of the records of the Company, the title deeds of immovable properties are held in the name of the Company.
- ii. As explained to us, inventories have been physically verified during the year by the management at reasonable intervals on the basis of our examination of the records, the Company is generally maintaining proper records of its inventories. No material discrepancy was noticed on physical verification of stocks by the management as compared to book records.
- iii. According to the information & explanations given to us and on the basis of our examination of the books of account, the Company has not granted any loans, secured or unsecured, to companies, firms or other parties listed in the register maintained under Section 189 of the Companies Act, 2013. Hence clause (iii) (a), (b) & (c) is not applicable to the company as the company has not granted any such loans.
- iv. According to the information & explanations given to us and on the basis of our examination of the books of account, the Company has not granted any loan to directors.
- v. The Company has not accepted any loans/deposits from public. In our opinion and according to the information and explanation given to us the provisions of Section 73 and 76 of the Companies Act, 2013 and the Rules framed there under, wherever applicable, are being complied with. No order has been passed by company law board against the company.
- vi. As the company is not engaged in the production of any product and is a trading concern, maintenance of the cost records under 148(1) of the Companies Act, 2013 is not applicable; accordingly paragraph 3(vi) of the Order is not applicable to the company.
- vii.
 - a. According to the records of the Company, undisputed statutory dues including Provident Fund, Employees State Insurance, Income Tax, Custom Duty, GST, Sales Tax, Excise Duty, VAT, Cess and other statutory dues have been regularly deposited with the appropriate authorities. According to the information and explanation given to us, no undisputed amounts payable in respect of the aforesaid dues were outstanding as at 31st March 2018 for a period of more than six months from the date they have become payable.



- b. According to the information & explanations given to us and the records examined by us, there is no amount which have not been deposited on account of any disputed amount payable in respect of income tax, service tax, GST, sales tax, customs duty and excise duty, VAT and cess.
- viii. Based on our audit procedures and on the information & explanations given by the management, we are of the opinion that, the Company has not defaulted in repayment of dues to a financial institutions, banks or debenture holders.
- ix. According to the information and explanations given to us and based on our examination of the records of the Company, the Company did not raise any money by way of initial public offer or further public offer (including debt instruments) and term loans during the year. Accordingly, paragraph 3(ix) of the Order is not applicable.
- x. In our opinion and according to the information & explanations given to us, we report that no material fraud on or by the company has been noticed or reported during the year, nor have we been informed of such case by the management.
- xi. According to the information and explanations give to us and based on our examination of the records of the Company, the Company has paid / provided for managerial remuneration in accordance with the requisite approvals mandated by the provisions of Section 197 read with Schedule V to the Act.
- xii. In our opinion and according to the information and explanations give to us, the Company is not a Chit Fund / Nidhi / Mutual Benefit Fund / Society. Therefore, the provision of clause 3(xii) of the Companies (Auditor's Report) Order, 2017 is not applicable to the Company.
- xiii. According to the information and explanations given to us and based on our examination of the records of the Company, transactions with the related parties are in compliance with Sections 177 and 188 of the Act where applicable and details of such transactions have been disclosed in the financial statements as required by the applicable accounting standards.
- xiv. According to the information and explanations given to us and based on our examination of the records of the Company, the Company has not made any preferential allotment or private placement of shares or fully or partly convertible debentures during the year.
- xv. According to the information and explanations given to us and based on our examination of the records of the Company, the Company has not entered into non-cash transactions with directors or persons connected with him. Accordingly, paragraph 3(xv) of the Order is not applicable.
- xvi. The Company is not required to be registered under sec. 45-IA of the Reserve Bank of India Act, 1934.

For: O. P. Dad & CO.

Chartered Accountants
(Firm Registration No. 002330C)



(Abhishek Dad)
Partner

Membership No. 409237



Place: Bhilwara

Date: 28th May, 2018

ANNEXURE B TO THE INDEPENDENT AUDITOR'S REPORT OF EVEN DATE ON THE FINANCIAL STATEMENTS OF SANGAM LIFESTYLE VENTURES LIMITED

Report on the Internal Financial Controls under Clause (i) of Sub-section 3 of Section 143 of the Companies Act, 2013 ("the Act")

We have audited the internal financial controls over financial reporting of **SANGAM LIFESTYLE VENTURES LIMITED** ("the Company") as of March 31, 2018 in conjunction with our audit of the financial statements of the Company for the year ended on that date.

Management's Responsibility for Internal Financial Controls

The Company's management is responsible for establishing and maintaining internal financial controls based on the internal control over financial reporting criteria established by the Company considering the essential components of internal control stated in the Guidance Note on Audit of Internal Financial Controls Over Financial Reporting issued by the Institute of Chartered Accountants of India. These responsibilities include the design, implementation and maintenance of adequate internal financial controls that were operating effectively for ensuring the orderly and efficient conduct of its business, including adherence to company's policies, the safeguarding of its assets, the prevention and detection of frauds and errors, the accuracy and completeness of the accounting records, and the timely preparation of reliable financial information, as required under the Companies Act, 2013.

Auditors' Responsibility

Our responsibility is to express an opinion on the Company's internal financial controls over financial reporting based on our audit. We conducted our audit in accordance with the Guidance Note on Audit of Internal Financial Controls Over Financial Reporting (the "Guidance Note") and the Standards on Auditing, issued by ICAI and deemed to be prescribed under section 143(10) of the Companies Act, 2013, to the extent applicable to an audit of internal financial controls, both applicable to an audit of Internal Financial Controls and, both issued by the Institute of Chartered Accountants of India. Those Standards and the Guidance Note require that we comply with ethical requirements and plan and perform the audit to obtain reasonable assurance about whether adequate internal financial controls over financial reporting was established and maintained and if such controls operated effectively in all material respects. Our audit involves performing procedures to obtain audit evidence about the adequacy of the internal financial controls system over financial reporting and their operating effectiveness. Our audit of internal financial controls over financial reporting included obtaining an understanding of internal financial controls over financial reporting, assessing the risk that a material weakness exists, and testing and evaluating the design and operating effectiveness of internal control based on the assessed risk. The procedures selected depend on the auditor's judgement, including the assessment of the risks of material misstatement of the financial statements, whether due to fraud or error. We believe that the audit evidence we have obtained is sufficient and appropriate to provide a basis for our audit opinion on the Company's internal financial controls system over financial reporting.



Meaning of Internal Financial Controls Over Financial Reporting

A company's internal financial control over financial reporting is a process designed to provide reasonable assurance regarding the reliability of financial reporting and the preparation of Ind AS financial statements for external purposes in accordance with generally accepted accounting principles. A company's internal financial control over financial reporting includes those policies and procedures that (1) pertain to the maintenance of records that, in reasonable detail, accurately and fairly reflect the transactions and dispositions of the assets of the company; (2) provide reasonable assurance that transactions are recorded as necessary to permit preparation of Ind AS financial statements in accordance with generally accepted accounting principles, and that receipts and expenditures of the company are being made only in accordance with authorizations of management and directors of the company; and (3) provide reasonable assurance regarding prevention or timely detection of unauthorised acquisition, use, or disposition of the company's assets that could have a material effect on the Ind AS financial statements.

Inherent Limitations of Internal Financial Controls Over Financial Reporting

Because of the inherent limitations of internal financial controls over financial reporting, including the possibility of collusion or improper management override of controls, material misstatements due to error or fraud may occur and not be detected. Also, projections of any evaluation of the internal financial controls over financial reporting to future periods are subject to the risk that the internal financial control over financial reporting may become inadequate because of changes in conditions, or that the degree of compliance with the policies or procedures may deteriorate.

Opinion

In our opinion, the Company has, in all material respects, an adequate internal financial controls system over financial reporting and such internal financial controls over financial reporting were operating effectively as at March 31, 2018, based on the internal control over financial reporting criteria established by the Company considering the essential components of internal control stated in the Guidance Note on Audit of Internal Financial Controls Over Financial Reporting issued by the Institute of Chartered Accountants of India.

For: O. P. Dad & CO.
Chartered Accountants
(Firm Registration No. 002330C)


(Abhishek Dad)
Partner
Membership No. 409237



Place: Bhilwara
Date: 28th May, 2018

SANGAM LIFESTYLE VENTURES LIMITED

Balance Sheet as at 31st March, 2018

₹ in Lakhs

Particulars	Note	As at 31 st March 2018	As at 31 st March 2017
ASSETS			
Non-Current Assets			
Property, Plant & Equipment	3	20	21
Intangible Assets	4	6	5
Financial Assets			
(i) Other Financial Assets	5	18	5
Deferred Tax Assets (Net)	6	109	27
TOTAL NON-CURRENT ASSETS		153	58
CURRENT ASSETS			
Inventories	7	402	235
Financial Assets			
(i) Trade Receivables	8	286	37
(ii) Cash and Cash equivalents	9	2	22
(iii) Bank balances other than (ii) above		-	-
(iv) Other Current Financial Assets	10	-	-
Other Current Assets	11	62	15
TOTAL CURRENT ASSETS		752	309
TOTAL ASSETS		905	367
EQUITY AND LIABILITIES			
Equity			
Equity Share Capital	12	5	5
Other Equity	13	(320)	(63)
TOTAL EQUITY		(315)	(58)
Current Liabilities			
Financial Liabilities			
(i) Trade Payables	14	1,170	360
(ii) Other Financial Liabilities	15	35	64
Other Current Liabilities	16	5	-
Provisions	17	10	1
TOTAL CURRENT LIABILITIES		1,220	425
TOTAL EQUITY AND LIABILITIES		905	367

Significant Accounting Policies and Notes on Financial Statements

1 to 34

As per our report of even date

For: O.P. Dad & Co.
Chartered Accountants
(Firm Registration No. 002330C)


For and on behalf of the Board



(Abhishek Dad)
Partner
Membership No. 409237




(V.K. Sodani)
Director
(DIN 00403740)



(Prana Modani)
Director
(DIN 06894190)

Place: Bhilwara
Date: 28th May, 2018

SANGAM LIFESTYLE VENTURES LIMITED

Statement of Profit and Loss for the year ended 31st March, 2018

₹ in Lakhs

Particulars	Note	2017-18	2016-17
INCOME :			
Revenue from Operations	18	684	84
Other Income	19	-	-
TOTAL INCOME		684	84
EXPENDITURE :			
Purchases of Traded Goods	20	750	346
Changes in Inventories of Finished Goods, Work-in-Progress and Stock-in-Trade	21	(167)	(235)
Employee Benefits Expense	22	171	11
Finance Costs	23	1	-
Depreciation and Amortisation Expense	24	4	2
Other Expenses	25	263	50
TOTAL EXPENSES		1,022	174
Profit/ (Loss) Before Exceptional Items and Tax		(338)	(90)
Exceptional Items		-	-
Profit/ (Loss) Before Tax		(338)	(90)
Tax Expenses			
Current Tax		-	-
Deferred Tax		(82)	(27)
Profit/ (Loss) for the year		(256)	(63)
Other Comprehensive Income			
26			
Items that will not be reclassified to profit or loss			
Remeasurement of defined benefit plans		(2)	-
Tax relating to remeasurement of defined benefit plans		1	-
Total Other Comprehensive Income/ (Loss) for the period		(1)	-
Total Comprehensive Income/ (Loss) for the period		(257)	(63)
Earnings per equity share of face value of ₹ 10 each Basic and Diluted (in ₹)	27	(514.33)	(126.20)
Significant Accounting Policies and Notes on Financial Statements	1 to 34		

As per our report of even date

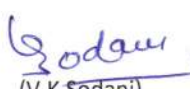
For: O.P. Dad & Co.
Chartered Accountants
(Firm Registration No. 002330C)


(Abhishek Dad)
Partner
Membership No. 409237



Place: Bhilwara
Date: 28th May, 2018

For and on behalf of the Board


(V.K. Sodani)
Director
(DIN 00403740)


(Pranal Modani)
Director
(DIN 06894190)

SANGAM LIFESTYLE VENTURES LIMITED

Statement of Changes in Equity for the period ended 31st March, 2018

(All amounts are ₹ in lakhs, unless otherwise stated)

A Equity Share Capital

₹ in Lakhs

	As at 31 st March 2018		As at 31 st March 2017	
	No. of Shares	Amount	No. of Shares	Amount
Balance at the beginning of the year	50000	5	50000	5
Changes in equity share capital during the year	-	-	-	-
Balance at the end of the reporting period	50000	5	50000	5

B Other Equity

	Reserve and Surplus	
	Retained Earning	Total
Restated balance at the beginning of the reporting period	-	-
Profit/ (Loss) for the year	(63)	(63)
Other comprehensive income/ (loss) for the year	-	-
Total comprehensive income for the year	(63)	(63)
Balance at 31st March 2017	(63)	(63)
Restated balance at the beginning of the reporting period	(63)	(63)
Profit/ (Loss) for the year	(256)	(256)
Other comprehensive income/ (loss) for the year	(1)	(1)
Total comprehensive income for the year	(257)	(257)
Balance at 31st March 2018	(320)	(320)

The accompanying notes are an integral part of these financial statements


As per our report of even date

For: O.P. Dad & Co.
Chartered Accountants
(Firm Registration No. 002330C)

For and on behalf of the Board


(Abhishek Dad)
Partner
Membership No. 409237




(V.K. Sodani)
Director
(DIN 00403740)


(Pranal Modani)
Director
(DIN 06894190)

Place: Bhilwara
Date: 28th May, 2018

SANGAM LIFESTYLE VENTURES LIMITED

Cash Flow Statement for the year ended 31st March, 2018

₹ in Lakhs

	2017-18	2016-17
A Cash Flow from Operating Activities		
Net Profit / (Loss) Before Tax	(338)	(90)
Adjustments for :-		
Depreciation and Amortisation Expense	4	2
Finance Costs	1	-
Other Comprehensive Income/ (Loss)	(1)	-
Operating Profit before working capital changes	(334)	(88)
Movements in Working Capital :-		
(Increase) / Decrease in Inventories	(167)	(235)
(Increase) / Decrease in Trade Receivables	(308)	(57)
Increase / (Decrease) in Trade Payables	809	410
Increase / (Decrease) in Other Financial Liabilities	(29)	14
Increase / (Decrease) in Provisions	9	1
Increase / (Decrease) in Other Liabilities	5	-
Cash Generated from Operations	(15)	45
Taxes Paid	-	-
Net Cash Inflow / (Out Flow) from Operating Activities	(15)	45
B Cash Flow from Investing Activities		
Purchase of Fixed Assets	(4)	(28)
Net Cash Inflow / (Outflow) from Investing Activities	(4)	(28)
C Cash Flow from Financing Activities		
Increase in Share Capital/ Application Money/ Security Premium	-	5
Finance Costs	(1)	-
Net Cash Inflow / (Out Flow) from Financing Activities	(1)	5
Net Increase/ (Decrease) in Cash & Cash equivalents	(20)	22
Cash and Cash Equivalents at the Beginning	22	-
Cash and Cash Equivalents at the End	2	22

As per our report of even date

For: O.P. Dad & Co.
Chartered Accountants
(Firm Registration No. 002330C)


(Abhishek Dad)
Partner
Membership No. 409237



For and on behalf of the Board


(V.K.Sodani)
Director
(DIN 00403740)


(Pranal Modani)
Director
(DIN 06894190)

Place: Bhilwara
Date: 28th May, 2018

SANGAM LIFESTYLE VENTURES LIMITED, BHILWARA

**NOTES TO THE FINANCIAL STATEMENTS FOR THE YEAR
ENDED 31st MARCH 2018**

1. GENERAL INFORMATION:

Sangam Lifestyle Ventures Limited ("the Company") is a public limited company domiciled in India and was incorporated on 14th June 2016, hence the financial statement pertains for the period 01.04.2017 to 31.03.2018 and corresponding comparative preceding financial year statements pertains for the period 14.06.2016 to 31.03.2017. It is 100% subsidiary company of M/s Sangam (India) Limited. The registered office of the Company is located at Atun, Chittorgarh Road, Bhilwara – 311 001, Rajasthan, India.

The Company is principally engaged in the business trading of readymade seamless garment.

1.1 BASIS OF PREPARATION:

A. Statement of compliance

These financial statements have been prepared in accordance with the Indian Accounting Standards (hereinafter referred to as the 'Ind AS') as notified by Ministry of Corporate Affairs pursuant to section 133 of the Companies Act, 2013 read with Rule 3 of the Companies (Indian Accounting Standards) Rules, 2015 and Companies (Indian Accounting Standards) Amendment Rules, 2016.

These financial statements for the year ended 31 March 2018 are the first financial statement under Ind AS. For periods ended 31 March 2017, the Company prepared its financial statements in accordance with the accounting standards notified under the section 133 of the Companies Act 2013, read together with paragraph 7 of the Companies (Accounts) Rules, 2014 (hereinafter referred to as 'Previous GAAP') used for its statutory reporting requirement in India immediately before adopting Ind AS. The financial statements for the year ended 31 March 2017 have been restated in accordance with Ind AS for comparative information. The Company followed the provisions of Ind-AS 101 in preparing its opening Ind AS Balance Sheet as of the date of transition i.e 31st March 2017.

Reconciliations and explanations of the effect of the transition from previous GAAP to Ind AS on the Company's Balance Sheet, Statement of Profit and Loss (including Comprehensive income and Statement of Cash Flows are provided in the Notes.

These financial statements were approved for issue in accordance with the resolution of the Board of Directors as per its meeting held on 28th May 2018.



B. Functional and presentation currency

These financial statements are presented in Indian Rupees (INR), which is the Company's functional currency. All financial information presented in INR has been rounded off to the nearest lakhs, except as stated otherwise.

Basis of measurement

The financial statements have been prepared under the historical cost convention on accrual basis. The following items are measured on each reporting date as under:

Items	Measurement Basis
Net defined benefit(asset)/liability related to Gratuity & Leave encashment	Fair value of plan assets less present value of defined benefit obligations

C. Use of estimates and judgements

In preparing these financial statements, management has made judgements, estimates and assumptions that affect the application of accounting policies and the reported amounts of assets, liabilities, income and expenses. Management believes that the estimates used in the preparation of the financial statements are prudent and reasonable. Actual result may differ from these estimates.

Estimates and underlying assumptions are reviewed on an ongoing basis. Revisions to accounting estimates are recognised prospectively.

Judgments

Information about judgments made in applying accounting policies that have the most significant effects on the amounts recognised in the financial statements have been given below:

- Classification of financial assets: assessment of business model within which the assets are held and assessment of whether the contractual terms of the financial asset are solely payments of principal and interest on the principal amount outstanding.

Assumptions and estimation uncertainties

Information about assumptions and estimation uncertainties that have a significant risk of resulting in a material adjustment in the subsequent period financial statements is included below:

- Estimation of current and deferred tax expense and asset/ liability.
- Estimated useful life of property, plant and equipment.
- Estimation of defined benefit obligation.
- Measurement and likelihood of occurrence of provisions and contingencies.

D. Measurement of fair values

Company's accounting policies and disclosures require the measurement of fair values, for both financial and non-financial assets and liabilities.



The Company has an established control framework with respect to the measurement of fair values. This includes a team that has overall responsibility for overseeing all significant fair value measurements, including Level 3 fair values, and reports directly to the controller.

The team regularly reviews significant unobservable inputs and valuation adjustments. If third party information, such as broker quotes or pricing services, is used to measure fair values, then the team assesses the evidence obtained from the third parties to support the conclusion that these valuations meet the requirements of Ind AS, including the level in the fair value hierarchy in which the valuations should be classified.

Fair values are categorized in a fair value hierarchy based on the inputs used in the valuation techniques as under:

- Level 1: quoted prices (unadjusted) in active markets for identical assets or liabilities.
- Level 2: inputs other than quoted price included in Level 1 that are observable for the assets or Liability, either directly (i.e. as prices) or indirectly (i.e. derived from prices).
- Level 3: inputs for the asset or liability that are not based on observable market data (unobservable inputs).

When measuring the fair value of an asset or a liability, the Company uses observable market data as far as possible. If the inputs used to measure the fair value of an asset or a liability fall into different levels of the fair value hierarchy, then the fair value measurement is categorized in its entirety in the same level of the fair value hierarchy as the lowest level input that is significant to the entire measurement.

The Company recognizes transfer between levels of the fair value hierarchy at the end of the reporting period during which the change has occurred.

2. SIGNIFICANT ACCOUNTING POLICIES:

A. Current and non-current classification

All the assets and liabilities have been classified as current or non current as per the Company's normal operating cycle, credit terms as decided with respective suppliers and buyers and other criteria set out in the Schedule III to the Companies Act, 2013.

Assets:

An asset is classified as current when it satisfies any of the following criteria:

- a) it is expected to be realised in, or is intended for sale or consumption in, the Company's normal operating cycle;
- b) it is held primarily for the purpose of being traded;
- c) it is expected to be realised within twelve months after the reporting date; or



d) it is cash or cash equivalent unless it is restricted from being exchanged or used to settle a liability for at least twelve months after the reporting date.

Liabilities:

A liability is classified as current when it satisfies any of the following criteria:

- a) it is expected to be settled in the Company's normal operating cycle;
- b) it is held primarily for the purpose of being traded;
- c) it is due to be settled within twelve months after the reporting date; or
- d) the Company does not have an unconditional right to defer settlement of the liability for at least twelve months after the reporting date. Terms of a liability that could, at the option of the counterparty, result in its settlement by the issue of equity instruments do not affect its classification.

All other assets/ liabilities are classified as non-current.

Based on the nature of products and the time between the acquisition of assets for processing and their realisation in Cash or cash equivalents, the Company has ascertained its normal operating cycle as 12 months for the purpose of Current / Non-current classification of assets and liabilities.

B. Property, plant and equipment (PPE)

PPE is recognised when it is probable that future economic benefits associated with the item will flow to the company and the cost of the item can be measured reliably. PPE is stated at original cost net of tax/duty credits availed, if any, less accumulated depreciation and cumulative impairment, if any. For qualifying assets, borrowing costs are capitalised in accordance with the company's accounting policy.

For transition to Ind AS, the company has elected to adopt as deemed cost, the carrying value of PPE measured as per I-GAAP less accumulated depreciation and cumulative impairment on the transition date of March 31, 2017.

PPE not ready for the intended uses on the date of the Balance Sheet are disclosed as "capital work-in-progress.

An item of Property, plant and equipment is derecognized when it is estimated that Company will not receive future economic benefits from its use or upon its disposal. Any gains and losses on disposal of such item of property, plant and equipment are determined by comparing the proceeds from disposal with the carrying amount of property, plant and equipment, and are recognized in the statement of profit and loss.

C. Depreciation and amortisation:

Depreciation is recognised using straight line method so as to write off the cost of the assets less their residual values over their useful lives specified in Schedule II to the Companies Act,



2013, or in the case of assets where the useful life was determined by technical evaluation, over the useful life so determined.

Depreciation method, estimated useful lives and residual values are determined based on technical parameters / assessment, taking into account the nature of the asset, the estimated usage of the asset, the operating conditions of the asset, past history of replacement, anticipated technological changes, manufacturers warranties and maintenance support, etc.

Depreciation method is reviewed at each financial year end to reflect the expected pattern of consumption of the future economic benefits embodied in the asset. The estimated useful life and residual values are also reviewed at each financial year end and the effect of any change in the estimates of useful life/residual value is accounted on prospective basis.

Depreciation on additions to/deductions from, owned assets is calculated pro rata to the period of use.

Depreciation charge for impaired assets is adjusted in future periods in such a manner that the revised carrying amount of the asset is allocated over its remaining useful life.

Depreciation on additions to property, plant and equipment is provided on a pro-rata basis from the date of acquisition or installation.

Depreciation on an item of property, plant and equipment sold, discarded, demolished or scrapped, is provided up to the date on which such item of property, plant and equipment is sold, discarded, demolished or scrapped.

The Company reviews the residual value, useful lives and depreciation method annually and, if expectations differ from previous estimates, the change is accounted for as a change in accounting estimate on a prospective basis.


D. Intangible assets

Intangible Assets are stated at cost of acquisition net of recoverable taxes, trade discount and rebates less accumulated amortization/depletion and impairment loss, if any. Such cost includes purchase price, borrowing costs, and any cost directly attributable to bringing the asset to its working condition for the intended use, net charges on foreign exchange contracts and adjustments arising from exchange rate variations attributable to the intangible assets.

Subsequent costs are included in the asset's carrying amount or recognized as a separate asset, as appropriate, only when it is probable that future economic benefits associated with the item will flow to the entity and the cost can be measured reliably.

E. Impairment of assets

As at the end of each accounting year, the company reviews the carrying amounts of its PPE, investment property, intangible assets and investments in subsidiary company to determine whether there is any indication that those assets have suffered an impairment loss. If such



indication exists, the said assets are tested for impairment so as to determine the impairment loss, if any.

F. Financial Instruments

(1) Financial Assets

(i) Initial recognition and measurement

All financial assets and liabilities are initially recognized at fair value. Transaction costs that are directly attributable to the acquisition or issue of financial assets and financial liabilities, which are not at fair value through profit or loss, are adjusted to the fair value on initial recognition. Purchase and sale of financial assets are recognised using trade date accounting.

(ii) Subsequent measurement

A financial asset is measured at amortised cost if it is held within a business model whose objective is to hold the asset in order to collect contractual cash flows and the contractual terms of the financial asset give rise on specified dates to cash flows that are solely payments of principal and interest on the principal amount outstanding.

(2) Financial liabilities

(i) Initial recognition and measurement

All financial liabilities are recognized at fair value and in case of loans, net of directly attributable cost. Fees of recurring nature are directly recognised in the Statement of Profit and Loss as finance cost.

(ii) Subsequent measurement

Financial liabilities are carried at amortized cost using the effective interest method. For trade and other payables maturing within one year from the balance sheet date, the carrying amounts approximate fair value due to the short maturity of these instruments.

(3) Derecognition of financial instruments

The Company derecognizes a financial asset when the contractual rights to the cash flows from the financial asset expire or it transfers the financial asset and the transfer qualifies for derecognition under Ind AS 109. A financial liability (or a part of a financial liability) is derecognized from the Company's Balance Sheet when the obligation specified in the contract is discharged or cancelled or expires.

(i) Offsetting financial instruments

Financial assets and liabilities are offset and the net amount is reported in the balance sheet where there is a legally enforceable right to offset the recognised amounts and there is an intention to settle on a net basis or realise the asset and settle the liability simultaneously. The legally enforceable right must not be contingent on future events and must be enforceable in the normal course of business and in the event of default, insolvency or bankruptcy of the Company or the counter party.



G. Borrowing costs

Borrowing costs directly attributable to the acquisition, construction or production of an asset that necessarily takes a substantial period of time to get ready for its intended use or sale are capitalised as part of the cost of the respective asset. All other borrowing costs are expensed in the period in which they occur. Borrowing costs consist of interest and other costs that the Company incurs in connection with the borrowing of funds. Borrowing cost also includes exchange differences to the extent regarded as an adjustment to the borrowing costs.

H. Tax Expenses

The tax expense for the period comprises current and deferred tax. Tax is recognised in Statement of Profit and Loss, except to the extent that it relates to items recognised in the comprehensive income or in equity. Tax expense relating to items recognised outside Statement of profit and loss is recognised outside Statement of profit and loss. Taxes are recognised in correlation to the underlying transaction either in other comprehensive income or directly in equity.

Current tax

Current tax assets and liabilities are measured at the amount expected to be recovered from or paid to the taxation authorities, based on tax rates and laws that are enacted or substantively enacted at the Balance sheet date.

Deferred tax

Deferred tax is provided using the liability method on temporary differences between the tax bases of assets and liabilities and their carrying amounts for financial reporting purposes at the reporting date.

Deferred tax assets are recognised for all deductible temporary differences, the carry forward of unused tax credits and any unused tax losses. Deferred tax assets are recognised to the extent that it is probable that taxable profit will be available against which the deductible temporary differences, and the carry forward of unused tax credits and unused tax losses can be utilised.

The Company recognizes tax credits in the nature of MAT credit as an asset only to the extent that there is convincing evidence that the Company will pay normal income tax during the specified period, i.e., the period for which tax credit is allowed to be carried forward. In the year in which the Company recognizes tax credits as an asset, the said asset is created by way of tax credit to the Statement of profit and loss. The Company reviews such tax credit asset at each reporting date and writes down the asset to the extent the Company does not have convincing evidence that it will pay normal tax during the specified period.

Deferred tax includes MAT tax credit



Minimum Alternate Tax ('MAT') credit is recognised as an asset only when and to the extent there is convincing evidence that the company will pay normal income tax during the specified period. Such asset is reviewed at each balance sheet date and the carrying amount of the MAT credit asset is written down to the extent there is no longer a convincing evidence to the effect that the Company will pay normal income tax during the specified period.

I. Inventories

Inventories are valued at the lower of cost and net realizable value after providing for obsolesces and damages as under:

(i)	Stock in trade (Readymade Garments)	At lower of Cost or Net Realizable value
(ii)	Stores Inventory	Valued at landed cost

Cost includes cost of purchase and other costs incurred in bringing the inventories to their present location and condition. Cost is determined on first in first out (FIFO) basis.

Net realizable value is the estimated selling price in the ordinary course of business, less estimated costs of completion and the estimated costs necessary to make the sale.

J. Cash and cash equivalents

Cash and bank balances also include fixed deposits, margin money deposits, earmarked balances with banks and other bank balances which have restrictions on repatriation. Short term and liquid investments being subject to more than insignificant risk of change in value, are not included as part of cash and cash equivalents.

K. Employee benefits

i. Defined benefit obligations

(a) Post-employment benefits (Gratuity):

The liability recognised in balance sheet in respect of gratuity (unfunded) is the present value of defined benefit obligation at the end of reporting period less fair value of plan assets. The defined benefit obligation is calculated annually by actuaries using projected unit credit method.

Remeasurement actuarial gains and losses arising from experience adjustments and changes in actuarial assumptions are recognised in the period in which they occur, directly in other comprehensive income. They are included in retained earnings in the statement if changes in equity and in the balance sheet.

(b) Other employee benefits:

The liabilities for earned leave are not expected to be settled wholly within 12 months after the end of the period in which the employees render the related service. They are therefore measured as present value of expected future payments to be made in respect of services provided by employees up to the end of reporting period using the projected unit credit method.



ii. Defined contribution plan:

Company pays contributions to provident fund, employee pension scheme and employee state insurance as per statutes/ amounts as advised by the Authorities. The Company has no further obligations once the contributions have been paid. The contributions are accounted for as defined contribution plan and the contributions are recognised as employee benefit expense when they are due.

iii. Short-term benefits:

Liabilities for salaries, including non-monetary benefits that are expected to be settled wholly within 12 months after the end of reporting period in which the employees rendered the related services are recognised in respect of employee's service up to the end of reporting period and are measured at the amount expected to be paid when the liabilities are settled. These liabilities are presented as current employee benefit obligations in the balance sheet.

L. Provision and contingent liabilities

Provisions are recognised when the Company has a present obligation (legal or constructive) as a result of a past event, it is probable that an outflow of resources embodying economic benefits will be required to settle the obligation and a reliable estimate can be made of the amount of the obligation.

If the effect of the time value of money is material, provisions are discounted using a current pre-tax rate that reflects, when appropriate, the risks specific to the liability. When discounting is used, the increase in the provision due to the passage of time is recognised as a finance cost.

M. Contingent Assets

Contingent Assets are not recognised in the financial statements. However, these are disclosed in the Director's report.

N. Revenue recognition

Revenue is recognised to the extent that it is probable that the economic benefits will flow to the Company, the Company retains neither continuing managerial involvement to the degree usually associated with ownership nor effective control over the goods sold, and the revenue can be reliably measured, regardless of when the payment is being made. Revenue is measured at the fair value of the consideration received or receivable, taking into account contractually defined terms of payment and excluding taxes or duties collected on behalf of the government.

A. Sale of goods

Revenue from the sale of goods is recognised when the significant risks and rewards of ownership of the goods have passed to the buyer, which generally coincides with dispatch.



Revenue from the sale of goods is measured at the fair value of the consideration received or receivable including duty, net of returns and allowances, trade discounts and volume rebates

B. Other operational revenue

Other operational revenue represents income earned from the activities incidental to the business and is recognised when the right to receive the income is established as per the terms of the contract.

C. Other income

Other items of income are accounted as and when the right to receive such income arises and it is probable that the economic benefits will flow to the company and the amount of income can be measured reliably.

O. Exceptional items

An item of income or expense which by its size, type or incidence requires disclosure in order to improve an understanding of the performance of the company is treated as an exceptional item and the same is disclosed in the notes to accounts.

P. Segment reporting

An operating segment is a component of the Company that engages in business activities from which it may earn revenues and incur expenses, including revenues and expenses that relate to transactions with any of the Company's other components, and for which discrete financial information is available. Operating segments are reported in a manner consistent with the internal reporting provided to the chief operating decision maker ('CODM').

The Company's Board has identified the CODM who is responsible for financial decision making and assessing performance. The Company has a single operating segment as the operating results of the Company are reviewed on an overall basis by the CODM.

Q. Leases

The determination of whether an agreement is, or contains, a lease is based on the substance of the agreement at the date of inception.

(i) Finance leases:

A. Leases where the company has substantially all the risks and rewards of ownership of the related assets are classified as finance leases. Assets under finance leases are capitalised at the commencement of the lease at the lower of the fair value or the present value of minimum lease payments and a liability is created for an equivalent amount. Each lease rental paid is allocated between the liability and the interest cost, so as to obtain a constant periodic rate of interest on the outstanding liability for each period.

B. Assets given under a finance lease are recognised as a receivable at an amount equal to the net investment in the lease. Lease income is recognised over the period of the lease so as to yield a constant rate of return on the net investment in the lease.



(ii) Operating leases:

The leases which are not classified as finance lease are operating leases.

A. Lease rentals on assets under operating lease are charged to the Statement of Profit and Loss on a straight line basis over the term of the relevant lease.

B. Assets leased out under operating leases are continued to be shown under the respective class of assets. Rental income is recognised on a straight line basis over the term of the relevant lease.

R. Earnings per share

Basic earnings per equity share is computed by dividing the net profit or loss attributable to equity shareholders of the Company by the weighted average number of equity shares outstanding during the financial year.

Diluted earnings per equity share is computed by dividing the net profit or loss attributable to equity shareholders of the Company by the weighted average number of equity shares considered for deriving basic earnings per equity share and also the weighted average number of equity shares that could have been issued upon conversion of all dilutive potential equity shares.



SANGAM LIFESTYLE VENTURES LIMITED

Notes to the financial statements for the year ended 31st March 2018

(All amounts are ₹ in lakhs, unless otherwise stated)

3. PROPERTY, PLANT AND EQUIPMENTS

₹ in Lakhs

Particulars	Gross Block			Depreciation			Net Block	
	As at 31st March 2017	Additions	Deletions	As at 31st March 2018	Additions	Deletions	As at 31st March 2018	As at 31st March 2017
Tangible Assets								
Furniture and fixtures	22	1	-	23	2	-	19	20
Computers	1	1	-	2	1	-	1	1
Total	23	2	-	25	3	-	20	21
Capital Work-in-progress	-	-	-	-	-	-	-	-
Total	23	2	-	25	3	-	20	21

Particulars	Gross Block			Depreciation			Net Block	
	As at 1st April 2016	Additions	Deletions	As at 31st March 2017	Additions	Deletions	As at 31st March 2017	As at 1st April 2016
Tangible Assets								
Furniture and fixtures	-	22	-	22	2	-	20	-
Computers	-	1	-	1	-	-	1	-
Total	-	23	-	23	2	-	21	-
Capital Work-in-progress	-	-	-	-	-	-	-	-
Total	-	23	-	23	2	-	21	-



SANGAM LIFESTYLE VENTURES LIMITED

Notes to the financial statements for the year ended 31st March 2018

(All amounts are ₹ in lakhs, unless otherwise stated)

4. INTANGIBLE ASSETS

₹ in Lakhs

Particulars	Gross Block			Depreciation			Net Block	
	As at 31st March 2017	Additions	Deletions	As at 31st March 2017	Additions	Deletions	As at 31st March 2018	As at 31st March 2017
Intangible Assets								
Computer Software	5	2	-	-	1	-	6	5
Total	5	2	-	-	1	-	6	5

Particulars	Gross Block			Depreciation			Net Block	
	As at 1st April 2016	Additions	Deletions	As at 1st April 2016	Additions	Deletions	As at 31st March 2017	As at 1st April 2016
Intangible Assets								
Computer Software	-	5	-	-	-	-	5	-
Total	-	5	-	-	-	-	5	-



SANGAM LIFESTYLE VENTURES LIMITED

₹ in Lakhs

As at 31st March, 2018 As at 31st March, 2017

Notes on Financial Statements for the year ended 31st March, 2018

5 OTHER FINANCIAL ASSETS

Security Deposit	18	5
TOTAL	18	5

6 DEFERRED TAX ASSETS (NET)

Deferred Tax Assets

Accrued expenses allowable on payment basis	3	-
Related to Unabsorbed Depreciation & losses	107	28
Others	-	-
TOTAL (A)	110	28

Deferred Tax Liabilities

Related to Property, Plant and Equipment and Intangible Assets	1	1
Others	-	-
TOTAL (B)	1	1

Deferred Tax Assets (Net) (A - B)

	109	27
--	------------	-----------

A Movement in deferred tax balances

	As at 31st March, 2017	Recognized in P&L	Recognized in OCI	As at 31st March, 2018
(a) Deferred Tax Assets				
Accrued expenses allowable on payment basis	-	3	-	3
Related to Unabsorbed Depreciation & losses	28	79	-	107
Allowance for Bad & Doubtful Debts	-	-	-	-
Others	-	-	-	-
Sub-Total (a)	28	82	-	110
(b) Deferred Tax Liabilities				
Property, plant and equipment: Impact of difference between tax depreciation and depreciation/amortization for financial reporting	1	-	-	1
Others	-	-	-	-
Sub-Total (b)	1	-	-	1
(c) MAT Credit				
MAT Credit Entitlement	-	-	-	-
MAT Credit Current Year	-	-	-	-
MAT Credit Earlier Year	-	-	-	-
Sub-Total (c)	-	-	-	-
Net Deferred Tax Assets (a)-(b)-(c)	27	82	-	109

Movement in deferred tax balances

	As at 31st March, 2016	Recognized in P&L	Recognized in OCI	As at 31st March, 2017
(a) Deferred Tax Assets				
Accrued expenses allowable on payment basis	-	28	-	28
Allowance for Bad & Doubtful Debts	-	-	-	-
Others	-	-	-	-
Sub-Total (a)	-	28	-	28
(b) Deferred Tax Liabilities				
Property, plant and equipment: Impact of difference between tax depreciation and depreciation/amortization for financial reporting	-	1	-	1
Others	-	-	-	-
Sub-Total (b)	-	1	-	1
(c) MAT Credit				
MAT Credit Entitlement	-	-	-	-
MAT Credit Current Year	-	-	-	-
MAT Credit Earlier Year	-	-	-	-
Sub-Total (c)	-	-	-	-
Net Deferred Tax Assets (a)-(b)-(c)	-	27	-	27

B. Amounts recognised in profit or loss

	For the year ended 31st March, 2018	For the year ended 31st March, 2017
Current tax expense		
Current year	-	-
Earlier Years	-	-
Deferred tax expense		
Origination and reversal of temporary differences	(82)	(27)
TOTAL	(82)	(27)
Total Tax Expense	(82)	(27)

C. Amounts recognised in Other Comprehensive Income

Particulars	For the year ended 31st March, 2018			For the year ended 31st March, 2017		
	Before tax	Tax (Expense)/ Income	Net of tax	Before tax	Tax (Expense)/ Income	Net of tax
Remeasurements of defined benefit liability	(2)	1	(1)	-	-	-
	(2)	1	(1)	-	-	-



SANGAM LIFESTYLE VENTURES LIMITED

₹ in Lakhs

As at	As at
31 st March, 2018	31 st March, 2017

Notes on Financial Statements for the year ended 31st March, 2018**D The income tax expenses for the year reconciled to the accounting profit as follows :**

	2017-18	2016-17
Profit/ (Loss) before Tax	(338)	(90)
Applicable Tax Rate	25.75%	30.90%
Computed Tax Expense	(87)	(28)
Tax effect of :		
Exempted income / Items Considered Separately	-	-
Expenses Disallowed	4	2
Additional Allowances	(1)	(1)
MAT Credit Entitlement	-	-
Total	(84)	(27)
Current Tax Provision (Net of MAT Credit) (A)	-	-
Incremental Deferred Tax Liability on account of Tangible and Intangible Assets	-	1
Incremental Deferred Tax on account of Unabsorbed Business Losses	(82)	(28)
Taxes recognised in Statement of Profit & Loss (B)	(82)	(27)
Net Taxes (A+B)	(82)	(27)
Effective Tax Rate	24.26%	30.00%

7 INVENTORIES

Finished Goods	402	235
Stores Inventory	-	-
TOTAL	402	235

7.1 For basis of valuation of inventories Refer Note No. 2 I

8 TRADE RECEIVABLES

(Unsecured)		
Considered Good	286	37
Less : Allowance for Doubtful Debts	-	-
TOTAL	286	37

8.1 Included in the above Receivables due from Companies / Firms in which directors are interested is Nil

9 CASH & CASH EQUIVALENTS

Balance with Banks	1	22
Cash on Hand	1	-
TOTAL	2	22

10 OTHER CURRENT FINANCIAL ASSETS

Advance to Employees	-	-
TOTAL	-	-

11 OTHER CURRENT ASSETS

Recoverable from Govt. / Others	-	-
Advance against Supplies	22	-
GST Balances	37	15
Prepaid Expenses	3	-
Advance Against Expenses to Employees	-	-
TOTAL	62	15



SANGAM LIFESTYLE VENTURES LIMITED

₹ in Lakhs

<u>As at</u>	<u>As at</u>
<u>31st March, 2018</u>	<u>31st March, 2017</u>

Notes on Financial Statements for the year ended 31st March, 2018**12 EQUITY SHARE CAPITAL****Authorised Share Capital:**

10,00,000 (Previous Year 10,00,000) Equity share of ₹ 10 each	100	100
	<u>100</u>	<u>100</u>

Issued, Subscribed and Paid Up:

50000 (Previous Year 50,000) Equity share of ₹ 10 each fully paid up	5	5
TOTAL	<u>5</u>	<u>5</u>

a. Terms and Rights attached to Equity Shares

Each holder of Equity Shares is entitled to one vote per share. In the event of liquidation of the Company, the holders of Equity Shares will be entitled to receive remaining assets of the Company, after distribution of all preferential amounts. The distribution will be in proportion to the number of Equity Shares held by the shareholders. There is no restriction on distribution of dividend. However, same is subject to the approval of the shareholders in the Annual General Meeting.

b. Reconciliation of number of shares outstanding at the beginning and end of the year :

Equity Shares as at the 1 st April, 2016	-	-
Add: Shares Issued During the year	50000	50000
Equity Shares as at 31 st March, 2017	50000	50000
Add: Shares Issued During the year	-	-
Equity Shares as at 31 st March, 2018	50000	50000

c. Shareholders' holding more than 5% shares in the Company**Name of the Shareholder**

<u>Name of the Shareholder</u>	<u>No. of Shares</u>	<u>% held</u>	<u>No. of Shares</u>	<u>% held</u>
Sangam (India) Limited	50,000	100.00	50,000	100.00
TOTAL	<u>50,000</u>	<u>100.00</u>	<u>50,000</u>	<u>100.00</u>

13 OTHER EQUITY**Retained Earnings**

Balances at the beginning of the year	(63)	-
Add: Profit/ (Loss) for the year	(257)	(63)
Less: Appropriations	-	-
Transferred to General Reserve	-	-
Balance at the end of the year	<u>(320)</u>	<u>(63)</u>
TOTAL	<u>(320)</u>	<u>(63)</u>

14 TRADE PAYABLES

Trade Payables - Other than MSME	1,170	360
TOTAL	<u>1,170</u>	<u>360</u>

14.1 Payable to holding company towards purchase of goods is ₹ 1,107 Lakhs (Previous Year ₹ 353 Lacs payable)

14.2 Dues to Micro, Small & Medium Enterprises:-

The Company has not received any intimation from its suppliers being registered under Micro, Small and Medium Enterprises Development Act, 2006 (MSME). Since the relevant information is not readily available, necessary disclosure required under MSME Act, 2006 can not be made. However, the company generally makes payment to its suppliers within agreed credit period and thus the management is confident that the liability of interest under this Act, if any, would not be material.

15 OTHER FINANCIAL LIABILITIES

Security Deposit	5	-
Liability towards Staff and Workers	17	2
Commission Payable on Sales	-	-
Liabilities for Expenses	13	62
TOTAL	<u>35</u>	<u>64</u>

15.1 Payable to holding company towards against expenses is ₹ 2 Lakhs (Previous Year ₹ 50 Lakhs payable)

16 OTHER CURRENT LIABILITIES

Advance from Customers	2	-
Statutory Dues	3	-
TOTAL	<u>5</u>	<u>-</u>

17 PROVISIONS

Provisions for Leave Encashment	5	1
Provisions for Gratuity	5	-
TOTAL	<u>10</u>	<u>1</u>



SANGAM LIFESTYLE VENTURES LIMITED

Notes on Financial Statements for the year ended 31st March, 2018

₹ in Lakhs

	2017-18	2016-17
18 REVENUE FROM OPERATIONS		
a). Sale of Products		
Finished Goods	684	84
TOTAL	684	84
19 OTHER INCOME		
Other Non-Operating Income		
Miscellaneous Receipts	-	-
TOTAL	-	-
20 PURCHASES OF STOCK IN TRADE		
Stock in Trade – Seamless Garment	750	346
TOTAL	750	346
21 CHANGES IN INVENTORIES OF FINISHED GOODS, WORK-IN-PROGRESS AND STOCK-IN-TRADE		
Inventories at the end of the year		
Finished Goods	402	235
TOTAL	402	235
Inventories at the beginning of the year		
Finished Goods	235	-
TOTAL	235	-
(INCREASE) / DECREASE IN INVENTORY	(167)	(235)
22 EMPLOYEE BENEFITS EXPENSE		
Salaries and Wages	167	11
Contribution to Provident and Other Funds	4	-
Staff Welfare Expenses	-	-
TOTAL	171	11
23 FINANCE COSTS		
Interest Expenses	1	-
Other Borrowing Cost	-	-
TOTAL	1	-
24 DEPRECIATION AND AMORTISATION EXPENSE		
Depreciation on Tangible Assets	3	2
Amortisation of Intangible Assets	1	-
TOTAL	4	2
25 OTHER EXPENSES		
A Administrative Expenses		
Rent	31	1
Rates & Taxes	-	-
Stores Consumed	1	5
Packing Material Consumed	1	-
Repairs To: Plant & Machinery	-	-
Repairs To: Others	2	2
Payments to Auditors : Statutory Audit Fees (₹ 29,500/-, Previous Year ₹ 29,500/-)	-	-
Reimbursement of Expenses	-	-
Insurance Premium	-	-
Travelling & Conveyance	53	1
Telephone & Postage	1	-
Directors' Remuneration	3	-
Printing & Stationery	-	-
Legal & Professional Fees	1	1
Miscellaneous Expenses	7	4
Sub Total (A)	100	14



SANGAM LIFESTYLE VENTURES LIMITED

Notes on Financial Statements for the year ended 31st March, 2018

₹ in Lakhs

	2017-18	2016-17
B Selling and Distribution Expenses		
Sales Commission & Brokerage	3	1
Freight, Octroi and Other Selling Expenses	160	35
Sub Total (B)	<u>163</u>	<u>36</u>
Total (A+B)	<u>263</u>	<u>50</u>
26 OTHER COMPREHENSIVE INCOME		
Items that will not be reclassified to profit or loss		
Remeasurement of defined benefit plans	(2)	-
Tax relating to remeasurement of defined benefit plans	1	-
Total other comprehensive income for the period	<u>(1)</u>	<u>-</u>
27 EARNINGS PER SHARE (EPS)		
i) Net Profit/ (Loss) after tax as per Statement of Profit and Loss attributable to Equity Shareholders ₹ in Lakhs	(257)	(63)
ii) Weighted Average number of equity shares used as denominator for calculating EPS	50,000	50,000
iii) Basic and Diluted Earning per share (₹)	(514.33)	(126.20)
iv) Face Value per equity share (₹)	10	10



SANGAM LIFESTYLE VENTURES LIMITED, BHILWARA

**NOTES TO THE FINANCIAL STATEMENTS FOR THE YEAR
ENDED 31st MARCH 2018**

28. DISCLOSURE OF RELATED PARTY TRANSCATIONS PURSUANT TO IND AS 24 "RELATED PARTY DISCLOSURES"

A. Details of Related Parties

1. Key Management Personnel : Shri Vinod Kumar Sodani (Director)
Shri Anurag Soni (Director)
Shri Pranal Modani (Director)
2. Holding Company : M/s Sangam (India) Limited

B. Disclosure of related party transactions:

Sr.no.	Nature of transaction/relationship/major parties	Relationship	₹ in Lakhs	
			2017-18 Amount	2016-17 Amount
1	Purchase of goods & services (including commission paid)			
	Purchase of Goods			
	M/s Sangam (India) Limited	Holding Company	785	353
2	Rent paid			
	M/s Sangam (India) Limited	Holding Company	1	1
3	Compensation paid to key management personnel:			
	Remuneration			
	Shri Pranal Modani	Key Management Personnel	3	-

C. Amount due to/from related parties:

Sr.no.	Nature of transaction/relationship/major parties	Relationship		
			2017-18 Amount	2016-17 Amount
1	Trade Payable			
	M/s Sangam (India) Limited	Holding Company	1,107	353
2	Advances Agst. Expenses			
	M/s Sangam (India) Limited	Holding Company	2	50



29. CONTINGENT LIABILITIES AND COMMITMENTS

There are no contingent liabilities as at the year end.

30. SEGMENT INFORMATION

Operating Segment

Based on the management approach as defined in IND AS 108 – Operating Segments, the Chief Operating Decision Maker (“CODM”) evaluates the company’s performance and allocates resources based on an analysis of various indicators of business segment/s in which the company operates. The Company is primarily engaged in the business of Seamless Readymade Garments trading which the management and CODM recognise as the sole business segment. Hence disclosure of segment-wise information is not required and accordingly not provided.

- a. The company does not have the information in respect of the revenues from external customers for each product and service, or each group of similar products and services, and the cost to develop such system will be highly excessive. Accordingly such information is not disclosed as allowed by para 32 of IND AS 108.

		₹ in Lakhs
b. Revenues	2017-18	2016-17
Domestic	684	84
Export	-	-
TOTAL	684	84

- c. The company does not have any major single customers / group of external customer having 10% of its revenue.



SANGAM LIFESTYLE VENTURES LIMITED

Notes on financial statements for the year ended 31st March, 2018

(All amounts are ₹ in lakhs, unless otherwise stated)

31. EMPLOYEE BENEFITS

The Company contributes to the following post-employment defined benefit plans in India.

(i) Defined Contribution Plans:

The Company makes contributions towards provident fund to a defined contribution retirement benefit plan for qualifying employees. Under the plan, the Company is required to contribute a specified percentage of payroll cost to the retirement benefit plan to fund the benefits.

	For the year ended	
	31 st March, 2018	31 st March, 2017
Contribution to government Provident Fund	3	-

(ii) Defined Benefit Plan:

The Company provides for gratuity for employees in India as per the Payment of Gratuity Act, 1972. Employees who are in continuous service for a period of 5 years are eligible for gratuity. The amount of gratuity payable on retirement/termination is the employees last drawn basic salary per month computed proportionately for 15 days salary multiplied for the number of years of service.

Other long term employee benefit plans

Compensated absences

Every employee is entitled to paid leave as per the company's policies. The employees are allowed to avail leave and carry forward a specified number of days, the same is encashable during the service period and at the time of separation from the company or retirement, whichever is earlier.

The most recent actuarial valuation of plan assets and the present value of the defined benefit obligation for gratuity were carried out as at 31 March 2018. The present value of the defined benefit obligations and the related current service cost and past service cost, were measured using the Projected Unit Credit Method.

A. Based on the actuarial valuation obtained in this respect, the following table sets out the status of the gratuity plan and the amounts recognised in the Company's financial statements as at balance sheet date:

	Gratuity		Leave encashment	
	31 st March, 2018	31 st March, 2017	31 st March, 2018	31 st March, 2017
Net defined benefit (liability) / asset	5	-	5	1
Non-current	5	-	5	-
Current	-	-	-	1

Based on the actuarial report, although there is bifurcation of current and non-current liability, but due to conservative approach and data consistency with holding company all liabilities treated as short term for the balance sheet purpose.

B. Movement in net defined benefit (asset) liability

The following table shows a reconciliation from the opening balances to the closing balances for net defined benefit (asset) liability and its components:

	31 st March, 2018			31 st March, 2017			31 st March, 2018			31 st March, 2017		
	Defined benefit obligation	Fair value of plan assets	Net defined benefit (asset)/ liability	Defined benefit obligation	Fair value of plan assets	Net defined benefit (asset)/ liability	Defined benefit obligation	Fair value of plan assets	Net defined benefit (asset)/ liability	Defined benefit obligation	Fair value of plan assets	Net defined benefit (asset)/ liability
Balance as at 1 st April	-	-	-	-	-	-	1	-	-	-	-	-
Included in profit or loss	3	-	3	-	-	-	3	-	-	1	-	1
Current service cost	-	-	-	-	-	-	-	-	-	-	-	-
Interest cost (income)	3	-	3	-	-	-	3	-	-	1	-	1
Included in OCI	-	-	-	-	-	-	-	-	-	-	-	-
Remeasurements loss (gain)	-	-	-	-	-	-	-	-	-	-	-	-
- Actuarial loss (gain) arising from:	-	-	-	-	-	-	-	-	-	-	-	-
- demographic assumptions	2	-	2	-	-	-	-	-	-	-	-	-
- financial assumptions	-	-	-	-	-	-	-	-	-	-	-	-
- experience adjustment	-	-	-	-	-	-	-	-	1	-	-	-
- on plan assets	-	-	-	-	-	-	-	-	-	-	-	-
Other	2	-	2	-	-	-	1	-	-	-	-	-
Contributions paid by the employer	-	-	-	-	-	-	-	-	-	-	-	-
Benefits paid	-	-	-	-	-	-	-	-	-	-	-	-
Expected Return on Plan Assets	-	-	-	-	-	-	-	-	-	-	-	-
Balance as at 31 st March	5	-	5	-	-	-	5	-	-	5	-	1



C. Plan assets

	31 st March, 2018	31 st March, 2017
Fund managed by insurer	0%	0%
	0%	0%

D. Actuarial assumptions

The following were the principal actuarial assumptions at the reporting date (expressed as weighted averages).

	31 st March, 2018	31 st March, 2017
Discount rate	7.67%	0.00%
Expected rate of future salary increase	5.50%	0.00%
Mortality	100% of IALM (2006 -08) Ult.	

Assumptions regarding future mortality have been based on published statistics and mortality tables.

E. Sensitivity analysis

Reasonably possible changes at the reporting date to one of the relevant actuarial assumptions, holding other assumptions constant, would have affected the defined benefit obligation by the amounts shown below.

	Gratuity		Leave Encashment	
	31 st March, 2018		31 st March, 2017	
	Increase	Decrease	Increase	Decrease
Discount rate (1% movement)	5	6	4	6
Expected rate of future salary increase (1% movement)	6	5	6	4

Sensitivities due to mortality & withdrawals are insignificant & hence ignored. Sensitivities as to rate of inflation, rate of increase of pensions in payment, rate of increase of pensions before retirement & life expectancy are not applicable being a lump sum benefit on retirement.

Although the analysis does not take account of the full distribution of cash flows expected under the plan, it does provide an approximation of the sensitivity of the assumptions shown.

F. Description of Risk Exposures:

Valuations are based on certain assumptions, which are dynamic in nature and vary over time. As such company is exposed to various risks as follow -

- A) Salary Increases - Actual salary increases will increase the Plan's liability. Increase in salary increase rate assumption in future valuations will also increase the liability.
- B) Investment Risk - If Plan is funded then assets liabilities mismatch & actual investment return on assets lower than the discount rate assumed at the last valuation date can impact the liability.
- C) Discount Rate: Reduction in discount rate in subsequent valuations can increase the plan's liability.
- D) Mortality & disability - Actual deaths & disability cases proving lower or higher than assumed in the valuation can impact the liabilities.
- E) Withdrawals - Actual withdrawals proving higher or lower than assumed withdrawals and change of withdrawal rates at subsequent valuations can impact Plan's liability.

G. Expected maturity analysis of the undiscounted gratuity benefits is as follows

Particulars	₹ in Lakhs	
	As at 31 st March, 2018	As at 31 st March, 2017
Duration of defined benefit payments		
Less than 1 year	-	-
Between 1-2 years	-	-
Between 2-5 years	1	-
Over 5 years	8	-
Total	9	-

The weighted average duration of the defined benefit plan obligation at the end of the reporting period is 19.78 years



SANGAM LIFESTYLE VENTURES LIMITED, BHILWARA

NOTES TO THE FINANCIAL STATEMENTS FOR THE YEAR
ENDED 31st MARCH 2018

32. FINANCIAL INSTRUMENTS – FAIR VALUES AND RISK MANAGEMENT:

Fair value measurements Hierarchy

₹ in Lakhs

Particulars	As at 31 st March, 2018				As at 31 st March, 2017			
	Carrying Amount	Level 1	Level 2	Level 3	Carrying Amount	Level 1	Level 2	Level 3
Financial Assets:								
At Amortized Cost								
Other non-current financial assets	18	-	-	-	5	-	-	-
Trade receivables	286	-	-	-	37	-	-	-
Cash and cash equivalents	2	-	-	-	22	-	-	-
Bank balances other than above	-	-	-	-	-	-	-	-
Other current financial assets	-	-	-	-	-	-	-	-
	306	-	-	-	64	-	-	-
Financial Liabilities								
At Amortized Cost								
Trade payables	1,170	-	-	-	360	-	-	-
Borrowings	-	-	-	-	-	-	-	-
Other current financial liabilities	35	-	-	-	64	-	-	-
	1205	-	-	-	424	-	-	-

Level 1: Level 1 hierarchy includes financial instruments measured using quoted prices. This includes listed equity instruments, traded bonds and mutual funds that have quoted price. The fair value of all equity instruments (including bonds) which are traded in the stock exchanges is valued using the closing price as at the reporting period.

Level 2: The fair value of financial instruments that are not traded in an active market (for example, traded bonds, over-the counter derivatives) is determined using valuation techniques which maximise the use of observable market data and rely as little as possible on entity-specific estimates. If all significant inputs required to fair value an instrument are observable, the instrument is included in level 2.

Level 3: If one or more of the significant inputs is not based on observable market data, the instrument is included in level 3. This is the case for unlisted equity securities.



Financial risk management

The Company has exposure to the following risks arising from financial instruments:

- credit risk;
- liquidity risk; and

i. Risk management framework

The Company's board of directors has overall responsibility for the establishment and oversight of the Company's risk management framework. The board of directors has established the processes to ensure that executive management controls risks through the mechanism of property defined framework.

The Company's risk management policies are established to identify and analyse the risks faced by the Company, to set appropriate risk limits and controls and to monitor risks and adherence to limits. Risk management policies and systems are reviewed by the board annually to reflect changes in market conditions and the Company's activities. The Company, through its training and management standards and procedures, aims to maintain a disciplined and constructive control environment in which all employees understand their roles and obligations.

ii. Credit risk

Credit risk is the risk of financial loss to the Company if a customer or counterparty to a financial instrument fails to meet its contractual obligations, and arises principally from the Company's receivables from customers.

The Management impact analysis shows credit risk and impact assessment as low.

Trade and other receivables

The Company's exposure to credit risk is influenced mainly by the individual characteristics of each customer. However, management also considers the factors that may influence the credit risk of its customer base, including the default risk of the industry and country in which customers operate.

The Company's Management has established a credit policy under which each new customer is analyzed individually for creditworthiness before the Company's standard payment and delivery terms and conditions are offered. The Company's review includes market check, industry feedback, past financials and external ratings, if they are available, and in some cases bank references.

The Company establishes an allowance for impairment that represents its expected credit losses in respect of trade and other receivables. The management uses a simplified approach for the purpose of computation of expected credit loss for trade receivables.

The Company's exposure to credit risk is influenced mainly by the individual characteristics of each customer. However, management also considers the factors that may influence the credit risk of its customer base, including the default risk of the industry and country in which customers operate.

The gross carrying amount of trade receivables is ₹ 286 Lakhs (31st March 2017 – ₹ 37 Lakhs).



During the period, the Company has made no write-offs of trade receivables. A default on a financial asset is when counterparty fails to make payments as per negotiated credit terms. The Company has not made any Provision for loss allowance.

iii. Liquidity risk

Liquidity risk is the risk that the Company will encounter difficulty in meeting the obligations associated with its financial liabilities that are settled by delivering cash or another financial asset. The Company's approach to managing liquidity is to ensure, as far as possible, that it will have sufficient liquidity to meet its liabilities when they are due, under both normal and stressed conditions, without incurring unacceptable losses or risking damage to the Company's reputation.

Prudent liquidity risk management implies maintaining sufficient cash and marketable securities and the cash flows generated from operations to meet obligations when due and to close out market positions. Due to the dynamic nature of the underlying businesses, the Company's treasury maintains flexibility in funding by maintaining availability under committed credit lines.

Management monitors rolling forecasts of the Company's liquidity position comprising the cash and cash equivalents on the basis of expected cash flows. This is generally carried out in accordance with practice and limits set by the Company. In addition, the Company's liquidity management policy involves projecting cash flows and considering the level of liquid assets necessary to meet these, monitoring balance sheet liquidity ratios against internal and external regulatory requirements.

(a) Maturities of financial liabilities

The following are the remaining contractual maturities of financial liabilities at the reporting date. The amounts are gross and undiscounted, and exclude contractual interest payments and the impact of netting agreements.

₹ in Lakhs

Particulars	Carrying Amount	Contractual cash flows			
	31 st March, 2018	Total	Within 1 Year	1-5 years	More than 5 years
Non-derivative financial liabilities					
Borrowings	-	-	-	-	-
Short term borrowings	-	-	-	-	-
Trade payables	1,170	1,170	1,170	-	-
Other current financial liabilities	35	35	35	-	-
Total non-derivative liabilities	1,205	1,205	1,205	-	-



₹ in Lakhs

Particulars	Carrying Amount	Contractual cash flows			
	31 st March,2017	Total	Within 1 Year	1-5 years	More than 5 years
Non-derivative financial liabilities					
Borrowings	-	-	-	-	-
Short term borrowings	-	-	-	-	-
Trade payables	360	360	360	-	-
Other current financial liabilities	64	64	64	-	-
Total non-derivative liabilities	424	424	424	-	-

33. First Time Adoption of Ind AS

As stated in Note 1.1 these are the Company's first financial statements prepared in accordance with Ind AS.

The accounting policies set out in note 2 have been applied in preparing the financial statements for the year ended March 31, 2018, the comparative information presented in these financial statements for the year ended March 31, 2017 and in the preparation of an opening Ind AS statement of financial position at March 31, 2017 itself (the Company's date of transition). In preparing its opening Ind AS statement of financial position, the Company has adjusted amount reported previously in financial statements prepared in accordance with Indian GAAP (previous GAAP). An explanation of how the transition from previous GAAP to Ind AS has affected the Company's financial position, financial performance and cash flows is set out in the following tables and the notes that accompany the tables.

Exemptions and Exceptions availed:

Set out below are the applicable Ind AS 101 optional exemptions and mandatory exceptions applied in the transition from previous GAAP to Ind AS.

A. Ind AS optional exemptions

i) Deemed cost

Ind AS 101 permits a first-time adopter to elect to continue with the carrying value for all of its property, plant and equipment as recognised in the financial statements as at the date of transition to Ind AS, measured as per the previous GAAP and use that as its deemed cost as at the date of transition after making necessary adjustments for de-commissioning liabilities. This exemption can also be used for intangible assets covered by Ind AS 38 Intangible Assets.



B. Ind AS mandatory exceptions

i) Estimates

An entity's estimates in accordance with Ind AS at the date of transition to Ind AS shall be consistent with estimates made for the same date in accordance with previous GAAP (after adjustments to reflect any difference in accounting policies), unless there is objective evidence that those estimates were in error.

Ind AS estimates as at 14th June, 2016 since incorporation are consistent with the estimates as at the same date made in conformity with previous GAAP. The Company made estimates for Impairment of financial assets based on expected credit loss model in accordance with Ind AS at the date of transition as these were not required under previous GAAP.

ii) Classification and measurement of financial assets

Ind AS 101 requires an entity to assess classification and measurement of financial assets on the basis of the facts and circumstances that exist at the date of transition to Ind AS.


C. Reconciliations between previous GAAP and Ind AS

Ind AS 101 requires an entity to reconcile equity, total comprehensive income and cash flows for prior periods. There were no significant reconciliation items between cash flows prepared under Indian GAAP and those prepared under Ind AS. The following tables represent the reconciliations from previous GAAP to Ind AS:

Reconciliations of Equity

₹ in Lakhs

As at 31 st March, 2017			
Particulars	Previous GAAP *	Adjustments	Ind AS
ASSETS			
Non-current assets			
Property, plant and equipment	21	-	21
Capital Work-in-Progress	-	-	-
Intangible assets	5	-	5
Financial Assets	-	-	-
(i) Investments	-	-	-
(ii) Other Financial Assets	5	-	5
Other Non-current assets	-	-	-
Total Non-Current assets	31	-	31



Current assets			
Inventories	235	-	235
Financial Assets			
(i) Trade receivables	37	-	37
(ii) Cash and cash equivalents	22	-	22
(iii) Bank balances other than (ii) above	-	-	-
(iv) Other Current Financial Assets	-	-	-
Other Current Assets	15	-	15
Total Current assets	309	-	309
TOTAL ASSETS	340	-	340
EQUITY AND LIABILITIES			
Equity			
Equity Share capital	5	-	5
Other Equity	(63)	-	(63)
Total Equity	(58)	-	(58)
Liabilities			
Non-current liabilities			
Financial Liabilities			
Borrowings	-	-	-
Other Financial Liabilities	-	-	-
Deferred tax liabilities (Net)	(27)	-	(27)
Total Non-current liabilities	(27)	-	(27)
Current liabilities			
Financial Liabilities			
(i) Borrowings	-	-	-
(ii) Trade payables	360	-	360
(iii) Other financial liabilities	64	-	64
Other Current liabilities	-	-	-
Provisions	1	-	1
Total current liabilities	425	-	425
Total Liabilities	398	-	398
TOTAL EQUITY AND LIABILITIES	340	-	340

* The previous GAAP figures have been reclassified to conform to Ind AS presentation requirements for the purpose of this note.



Reconciliation of Total Comprehensive Income for the year ended 31st March, 2017

₹ in Lakhs

As at 31 st March, 2017			
Particulars	Previous GAAP *	Adjustments	Ind AS
INCOME			
Revenue from Operations	84	-	84
Other Income	-	-	-
TOTAL INCOME	84	-	84
EXPENDITURE			
Cost of Material Consumed	-	-	-
Purchases of Traded Goods	346	-	346
Changes in Inventories of Finished Goods, Work-in-Progress and Stock-in-Trade	(235)	-	(235)
Employee Benefits Expense	11	-	11
Finance Costs	-	-	-
Depreciation and Amortization Expense	2	-	2
Other Expenses	50	-	50
TOTAL EXPENSES	174	-	174
Profit/(Loss) Before Exceptional Items and Tax	(90)	-	(90)
Exceptional Items	-	-	-
Profit/(Loss) Before Tax	(90)	-	(90)
Tax Expenses			
Current Tax	-	-	-
Deferred Tax	(27)	-	(27)
Profit/(Loss) for the Year	(63)	-	(63)
Other comprehensive income			
Items that will not be reclassified to profit or loss			
Remeasurement of defined benefit plans	-	-	-
Tax relating to remeasurement of defined benefit plans	-	-	-
Total Other Comprehensive Income / (Loss) for the period	-	-	-
TOTAL COMPREHENSIVE INCOME/ (LOSS) FOR THE PERIOD	(63)	-	(63)

* The previous GAAP figures have been reclassified to conform to Ind AS presentation requirements for the purpose of this note.



Reconciliation of Other Equity as at 31st March, 2017

₹ in Lakhs

Particulars	Notes to First time Adoption	As at 31 st March, 2017
Other Equity as per previous GAAP		(63)
Adjustments:-		-
TOTAL EQUITY AS PER IND AS		(63)

Reconciliation of Total Comprehensive Income for the Year Ended 31st March, 2017

₹ in Lakhs

Particulars	Notes to First time Adoption	As at 31 st March, 2017
Profit/ (Loss) after Tax under previous GAAP		(63)
Adjustments:-		
Remeasurements of post employment benefits obligations		-
Tax effects of Adjustments		-
Profit/ (Loss) after Tax as per Ind AS		(63)
Other Comprehensive Income		-
TOTAL COMPREHENSIVE INCOME/ (LOSS) FOR THE YEAR		(63)

34. APPROVAL OF FINANCIAL STATEMENTS

The Financial Statements were approved for issue by the Board of Directors on 28th May, 2018.

As per our report of even date

For: O.P. Dad & Co.
Chartered Accountants
(Firm Registration No. 002330C)

For and on behalf of the Board


(Abhishek Dad)
Partner
Membership No. 409237




(V.K. Sodani)
Director
(DIN 00403740)


(Pranal Modani)
Director
(DIN 06894190)

Place: Bhilwara
Date: 28th May, 2018